

CHINA CERAMICS CO., LTD.



China Ceramics Co., Ltd.

WWW.CCERAMICS.COM

Investor Presentation
May 2018



Safe Harbor Statement

This presentation contains forward-looking statements and management may make additional forward-looking statements in response to your questions. Such written and oral disclosures are made pursuant to the Safe Harbor provision of the Private Securities Litigation Reform Act of 1995.

Although we believe our expectations expressed in such forward looking statements are reasonable, we cannot assure you that they will be realized. Investors are cautioned that such forward-looking statements involve risks and uncertainties that could cause actual results to differ materially from the anticipated results, and therefore we refer you to a more detailed discussion of the risks and uncertainties in the Company's filings with the Securities & Exchange Commission.

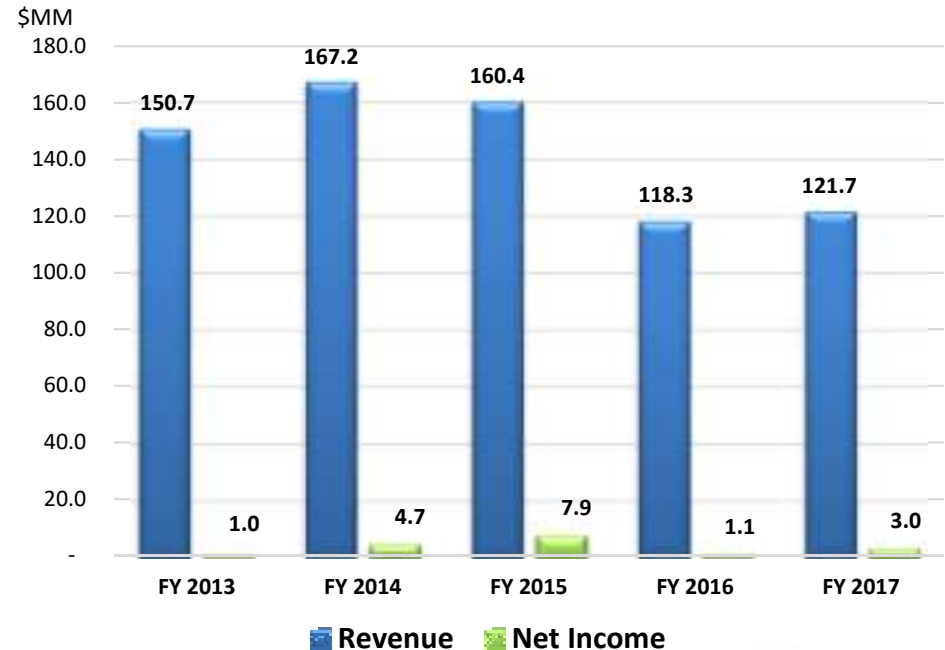
The forward-looking statements contained in this presentation are made only as of today, and China Ceramics is under no obligation to revise or update these forward-looking statements.



Company Overview

- Ceramic tile market growth correlates with urbanization & residential construction trends in China
- Production capacity is effectively 66 MSM of ceramic tiles / yr. due to leasing of production capacity at Hengdali
- Plant utilization for FYE 2017 was 31 MSM / yr.; ramp to greater utilization is pending improved business conditions
- 2H 2017 product pricing reflects two 10% price increases during the year
- 2,000+ tile, color and size combinations enable wide customer choice
- Founded in 1993; high brand recognition; sold under “Hengda / HD”, “Hengdeli / HDL”, “TOERTO”, “WULIQIAO”, and “Pottery Capital of Tang Dynasty” trademarks

Revenue and Net Income



Net Income non-cash adjustments to reflect ongoing operations:

FY 2013 for \$3.1 MM asset write-down

FY 2014 for \$9.6 MM realized and unrealized FV loss on derivatives

FY 2015 for \$65.1 MM asset write-down

FY 2016 for \$34.3 MM asset write-down, \$11.3 MM for inventory write-down & \$3.5 MM for bad debt expense

FY 2017 for \$5.4 MM loss from asset write-down, \$10.6 MM for bad debt expense



Equity Snapshot

Nasdaq: CCCL **FYE: Dec. 31**

Stock Price (4/30/18) **\$1.56**

Shares Outstanding **4.6 MM**

Market Capitalization **\$7.2 MM**

Debt (Dec. 31, 2017) (a) **--**

Revenue (TTM) **\$121.7 MM**

Net Income (TTM) (b) **\$3.0 MM**

EPS as Adjusted (TTM) (b) **\$1.00**

Enterprise Value (a) **\$6.7 MM**

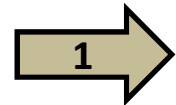
Price to Book **6.8%**

Price to Earnings Multiple (b) **6.4 x**

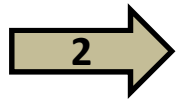
(a) Excludes related party debt of \$5.5 MM (b) Adjusted for the \$5.4 MM asset write-down & \$10.6 MM for bad debt expense. TTM = trailing twelve months



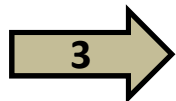
Investment Highlights




A premier, name-brand manufacturer of thousands of customizable exterior and interior ceramic tiles



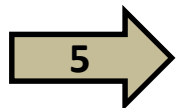
Intent upon capitalizing upon China's urbanization trend, rising GDP and people's preference for real estate ownership



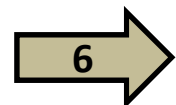
An build-out of plant capacity since 2010 enables higher utilization when market conditions improve



Motivated distributors and direct company sales to large developers drive revenue



Modern plant and R&D enables competitive advantage; new glazed brick ceramic tiles for roofing complements portfolio



Real estate, construction and associated sectors are estimated to comprise 15-20% of China's GDP



China's Macroeconomic Environment

- The Chinese economy is undergoing a structural change, transitioning from manufacturing to services and from investment to consumption.
- GDP grew by 6.8% in 1Q 2018, the same pace as the previous two quarters.

China's Annual GDP Growth Rates (% Changes)



Source: tradingeconomics.com, National Bureau of Statistics of China

- GDP is expected to be 6.5% in 2018. The central bank has shifted to a modest tightening bias as the start of 2017, looking to stem credit growth. Reforms still remain important along with deleveraging debt.
- Real estate investment could moderate as the government is enacting numerous measures to curb excessive speculation.



China's Real Estate Market Environment

- Real estate is estimated to be 15% to 20% of China's GDP and so a healthy real estate sector is important to China's growth.
- Average new home prices in 70 cities rose 4.9% y-o-y in March 2018, the 30th straight month of gains but the slowest since March 2016.
- On a month-over-month basis, prices rose 0.4% compared to 0.2% in Feb.
- To curb speculation, Chinese authorities have imposed tighter measures since March 2017 in at least two dozen cities.
- However, a program to develop rental homes, affordable housing and housing co-owned by individuals and the state could spur real estate and construction market activity.

Newly Build China Home Prices (Yr-o-Yr Change)



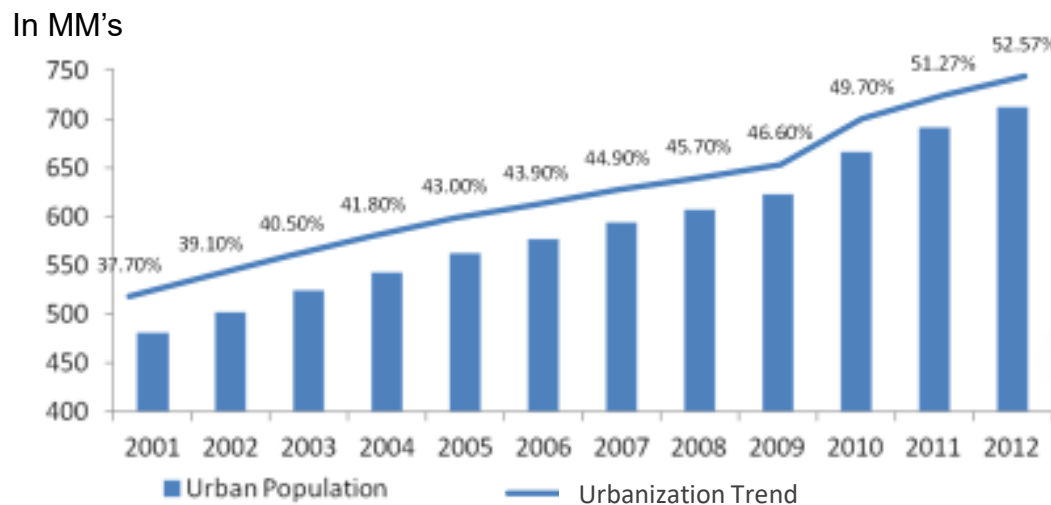
Source: *tradingeconomics.com, National Bureau of Statistics of China*



Urbanization Trend Provides Underpinning to Real Estate Construction China

- China's total urban population reached 731 million in 2013 vs. 450 million in 2001; according to projections, nearly 70% of the population will live in urban areas by 2035.
- The scale and pace of China's urbanization trend is unprecedented: 219 cities of more than 1 million and an aggregate urban population nearing 1 billion are projected by 2025
- Tier I cities are expected to account for only 10% of China's commercial real estate activities by 2020, highlighting the significant development opportunities in Tier II and Tier III cities

Urbanization Trend in China



% of Population Urbanized by Country –

Indonesia	Malaysia	Russia
50.3%	69.4%	72.9%
US	UK	Japan
81.4%	89.9%	91.3%

Sources: *The Economic Times*, National Bureau of Statistics of China, Wikipedia; www.china.org.cn, <http://esa.un.org/unup>



A Long-Term Trend of Strong Real Estate Growth in China

- The scale of construction in China is immense: the expected future increase in cities is equal to the residential floor space of a number of European cities today
- CCCL believes that sound underlying demand for housing is sustainable throughout the next decade although corrections due to overbuilding could occur
- There are fewer restrictions by municipal governments in Tier II and Tier III cities
- CCCL believes that the land supply in 2017 in Tier II and Tier III cities could rebound and create demand for ceramic tiles
- Central government initiatives stipulate for 36 million new affordable housing units at a cost of nearly \$800 billion
- Renovation and upgrading of existing properties will also spur additional demand

Forecast of Net Increase			
in Urban Residential		Existing Residential	
Building Stock (2011-2020)		Building Stock	
Chongqing	1,109	Poland	807
Chengdu	447	Greece	494
Zhengzhou	396	Portugal	424
Tianjin	389	Sweden	411
Beijing	350	Czech Rep.	369
Xi'an	279	Romania	366
Changsha	272	Switzerland	352
Shanghai	271	Hungary	319
Shenzhen	265	Austria	318
Dongguan	234	Denmark	282

a. all data in mm sq. meters

b. Figures are for urban areas within referenced prefecture/municipality.

c. Chongqing municipality's unusually large increase partly reflects its large size compared with other prefectures.

Sources: Economist Intelligence Unit; National Bureau of Statistics (China); UNECE



Competitive Landscape

- China's outdoor ceramics tile industry is highly fragmented with hundreds of manufacturers; CCCL estimates its current market share in China to be 5%.
 - The Company believes that more than 200 manufacturers are located in Jinjiang, with a combined annual production volume of 70% of China's total production volume
 - Others are mainly located in Foshan, Zibo, Linyi, and Dehua, specializing in manufacturing interior wall and floor ceramic tiles
 - Competition is based on quality, branding, service and product diversity, CCCL's strengths
 - Major competitors include:
 - *White Rabbit Ceramics (est. 5% share (1))*
 - *Jinjiang Tengda Ceramics Co. (est. 3% share (1))*
 - *Fujian Jinjiang Xielong Ceramics Co. (est. 1% share (1))*
- (1) of China market





Key Market Trends

- **China's long-term urbanization trend** – CCCL a prime beneficiary
- **Government policies support the real estate sector** – rate cuts, lower down payment requirements and property sales have spurred recent activity
- **New products** – New outdoor ceramic tiles products are “Green”, lighter, heat insulating and noise-reducing. The company's production line to manufacture glazed brick ceramic tiles deepens the portfolio even more.
- **Potential of Tier II and III Cities** – CCCL believes that much of the growth in China's GDP is being driven by economic activity in Tier II and Tier III cities.
- **Distribution and Direct Sales** – China's outdoor ceramic tile industry relies heavily on distributors; an estimated 73% of total sales are made through distributors. As competition intensifies, more manufacturers will bid for large projects in an attempt to sell products to real estate developers directly.
- **Stricter Environmental Standards** – Exits by smaller competitors to occur as less well-financed companies cannot comply with stricter environmental regulations.



Core Competitive Advantages

- **Experienced management** and a culture of hard work and success
- **Premier brand** – repeat winner of “Asia’s 500 Most Valuable Brands” award among many other awards and certifications
- **R&D** – the 20 person team develops new products and an energy recycling system that reuses excess heat and energy that saves up to 20% of cost
- **Manufacturing that is modern and efficient:** ISO certified, international manufacturing equipment utilized where nearly all projects are built to order
- **Enhanced marketing and sales** abetted by a state-of-the-art product showroom that emphasizes CCCL’s superior capabilities. Additional enhancements of the Hengda Exhibition Hall which should drive sales to a potentially consolidating large property sector.
- **New subsidiary formed** to transact with large entities such as China State Decoration Group Co., Ltd.



Comprehensive Product Suite

The company has over 2,000 size and color combinations

Porcelain
67.4% of Sales



Polished Glaze
13.7% of Sales



Rustic
9.9% of Sales



Glazed Porcelain
4.5% of Sales



Glazed
4.4% of Sales



A wide array of standardized and made-to-order products



Modern Plants Ensure High Quality and Superior Range of Products

Raw Material Inspecting



Mixing & Grinding



Spray Drying



Firing



Glazing



Molding



Plant's ISO 9001:2000 accreditation signifies high quality control processes




Established and Loyal Customer Base

- 83% of products sold to 40 exclusive domestic distributors
- 6% of products sold directly to larger real estate developers via own sales force
- The top ten customers have purchased from CCCL for over 10 years each
- We estimate that the top ten customers represented 52% of total sales in 2017
- Sales in Tier II and Tier III cities account for approximately 84% of domestic sales
- Ongoing contracts with large property developers in China include Evergrande, China Resources Land, China SCE Property, China National Real Estate Development Group, Poly Real Estate, Wanda Group, Sany Group and Green Town



Our Sales Coverage





Sales Process

Meet /
Introduction to
customers

Discuss
design and
product
specifications

Sign
contracts

Delivery

After-sales
service

- Excellent communication between our sales force and distributors avoids overlapping of sales
- Distributors required to make monthly reports on customer requirements
- Provide installation instructions and collect after-sales feedback by our sales force
- Seeking new highly-qualified distributors to expand geographic reach

We typically book sales within 2-3 months of delivery



Selected Hengda Projects

Chengdu Kanjun Garden



210,000 sq. meters

China Resources Land Limited Lanxi Town



100,000 sq. meters

The 11th National Games Village



95,000 sq. meters

Hangzhou Redbud Garden



53,000 sq. meters

Xiamen Blue Gulf Peninsula



133,000 sq. meters

Shenyang Institute of Aeronautical Engineering



97,000 sq. meters



Stable Supplier Base

- Dyes, clay and energy are the major raw materials for tile production, accounting for a substantial portion of our COGS
- Over 10 years' cooperation with key suppliers ensures on-time supply and reasonably stable pricing
- All raw materials are inspected on delivery for quality control

Raw Material	% of COGS	# of Suppliers
Coloring	28	5
Coal and gas	20	2
Clay	25	3
Glazing	6	4



Plant Expansion and Capital Expenditures

PLANT EXPANSION <i>(in Millions of Square Meters, or MSM)</i>	Hengda	Hengdali	Total
Total 2010 Capacity	28	10	38
2010 and 2011 Capacity Expansion	14	4	18
Total 2011 Capacity	42	14	56
2012 Capacity Expansion		16	16
Current Plant Capacity	42	30 (a)	72 (a)
Capacity Currently Being Utilized (a)	16	11	27
<i>(a) As of 3/2016, a production line at Hengdali is being leased out with capacity to produce 10 MSM; Hengdali and Total Company capacity effectively reduced to 20 MSM and 62 MSM, respectively.</i>			
CAPITAL EXPENDITURES (in MM)	Hengda	Hengdali	Total
Capex in 2011	\$ 23.9 M	\$ 44.6 M	\$ 68.5 M
Capex in 2012	\$ 3.0 M	Nil	\$ 3.0 M
Capex in 2013	\$ 7.4 M	\$ 8.4 M	\$ 15.8 M
Capex in 2014	Nil	Nil	Nil
Capex in 2015	\$ 1.6 M	\$ 23.0 M	\$ 24.6 M
Capex in 2016	Nil	Nil	Nil
Capex in 2017	Nil	\$ 0.9 M	\$ 0.9 M



Company Growth Strategy

1) Market Share Gain as a Result of the Industry Shake-Out of the Last 2 Years

A significant number of competitors could exit the space due to a tougher competitive environment and new energy guidelines.

2) Leverage Customization Capabilities due to Modernized Plant Efficiencies

Enables accessibility to the company's customized and innovative product offerings

3) Penetrate New Markets using Tier II and Tier III Marketing Experience

Urbanization coupled with demographic changes will remain compelling domestic trends for years to come

4) Focus on Remodeling and Renovation of pre-1998 Built Residential Units

Massive growth in upgraded units is expected as personal incomes can now afford better infrastructure and expansion of traditionally small units.

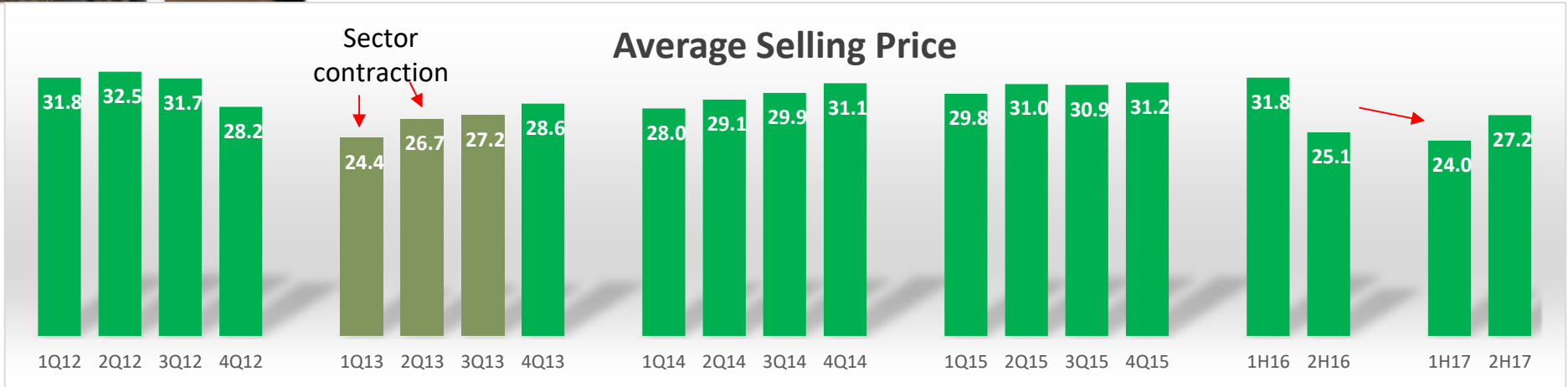
5) Capitalize Upon Expected Consolidation Among Large Property Developers

The company's deep product platform, modern manufacturing capabilities and strong balance sheet enable it to optimally service larger customers



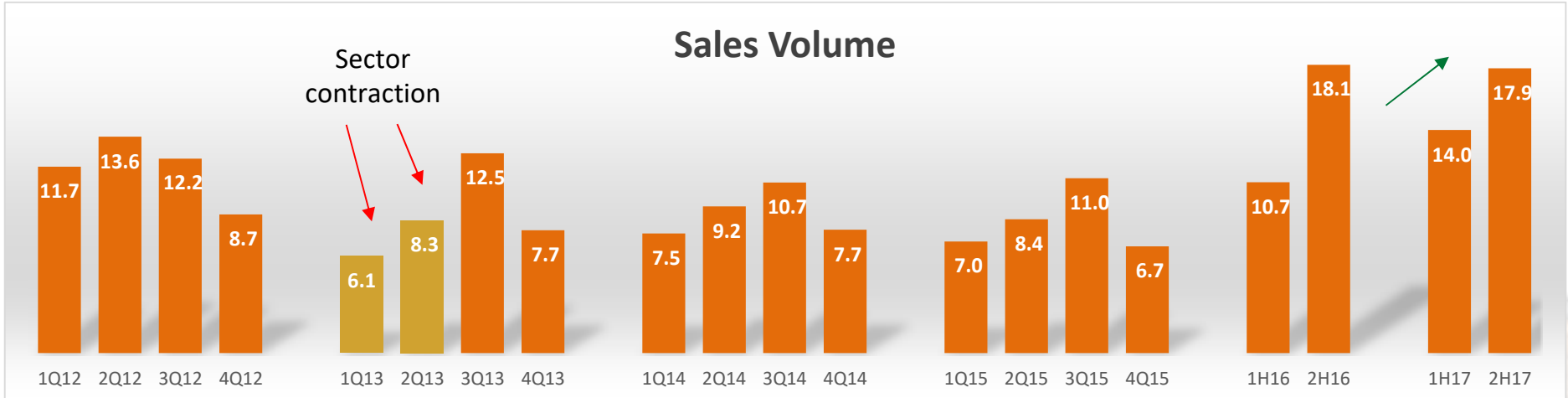
Sales Volume and ASP Metrics

(In RMB)



The 10% in 2016 price cut followed by two 10% price increases ...

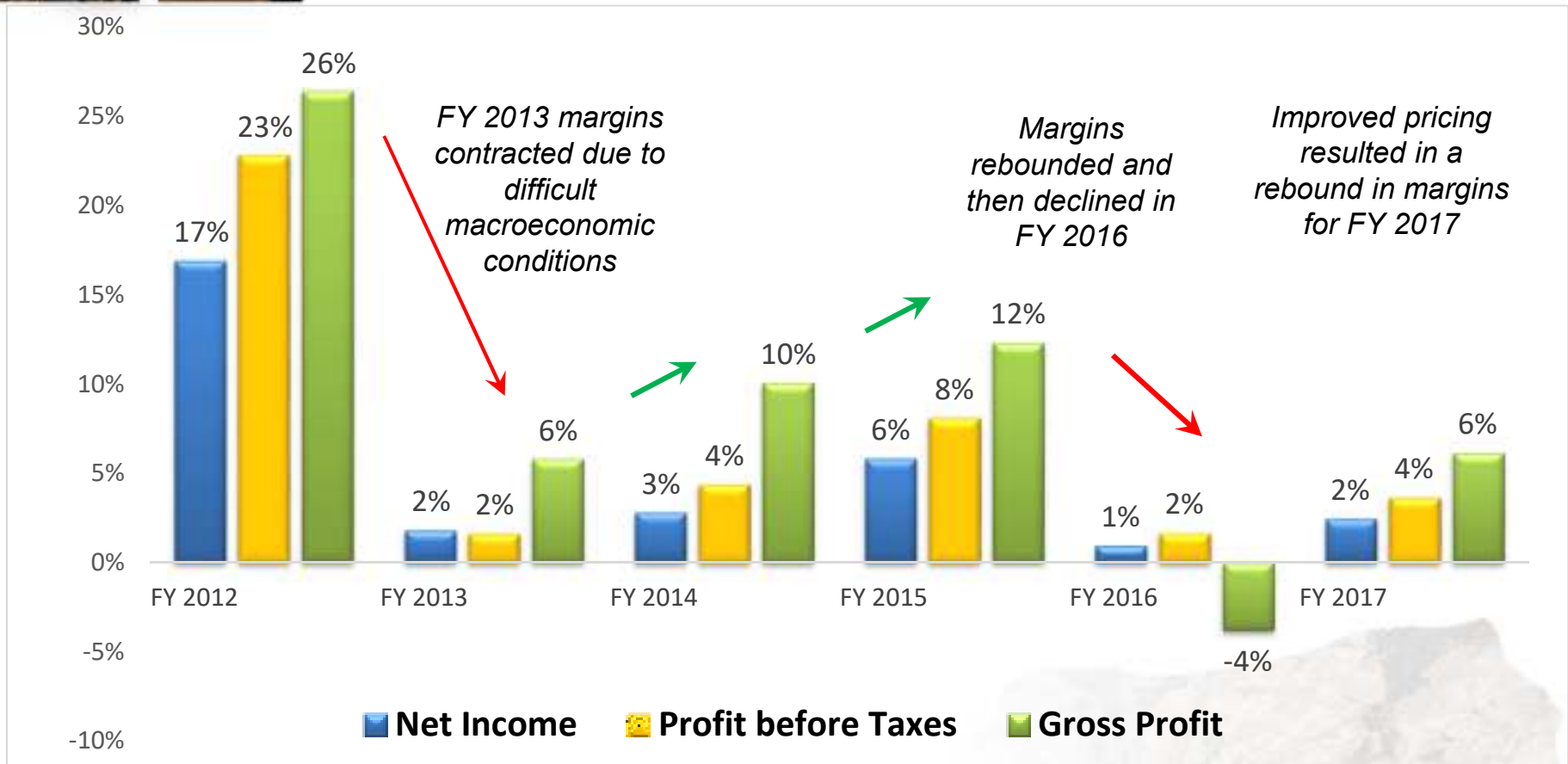
(In MSM's')



... where pricing resulted in an 11% y-o-y increase in sales volume



Operating Margins



Profit before Taxes and Net Income adjusted for asset write-down of RMB 0.5 MM in 2012; adjusted for asset write-down of RMB 18.9 MM in 2013; adjusted for RMB 68.7 MM in foreign currency losses in 2014; adjusted for RMB 421.6 MM in asset write-down in 2015; adjusted for RMB 230.4 MM in asset write-down, RMB 75.1 of inventory write-down and RMB 23.9 of bad debt expense of in 2016; adjusted for RMB 36.7 MM in asset write-down and RMB 71.6 of bad debt expense in 2017.



Strong Balance Sheet

<i>(USD, in millions)</i>	<u>As of Dec. 31, 2016</u> (Audited)	<u>As of Dec 31, 2017</u> (Audited)
Cash	0.02	0.40
Debt	--	--
Total Working Capital	89.7	94.5
Shareholders' Equity	111.3	106.3
Inventory Turnover	108	95
Trade Receivables Turnover	209	206
Trade Payables Turnover	51	32



Capital Markets: Key Differentiators

Management

- CEO founded the company and is a prominent industry expert
- CFO an English-speaking CPA formerly at Deloitte Touche
- Strong operating metrics

Oversight

- Independent Board directors with prominent business backgrounds
- Audit, nomination and compensation committees provide oversight
- Auditor Centurion ZD CPA Ltd. is a highly acknowledged and well-known auditor

Measures that Build Confidence in the US Capital Markets

Transparency

- Corporate, disclosure and regulatory best practices
- Regular investor communications via earnings calls, non-deal road shows, conferences

Additional Measures

- Paid semi-annual dividends in 2013 and 2014.
- CEO, CFO and Independent Directors have purchased shares
- US-based investor relations firm



Management Team

**Jiadong
Huang**
CEO

- › Founder of Jinjiang Hengda Ceramics Co., Ltd. In 1993
- › 20 years of experience in the China ceramic tile industry
- › Vice Chairman of Fujian Province Ceramic Industry Association and Executive Director of Jinjiang City Chamber of Import and Export Trade

Edmund Hen
CFO

- › Former CFO of a Sichuan switchgear manufacturer and accountant for Dickson Concepts Ltd., a publicly-listed Hong Kong company
- › Formerly at Deloitte Touche Tohmatsu and a variety of accounting firms
- › Bachelor Degree from University of East Anglia, United Kingdom
- › Associate member of Institute of Chartered Accountants in England and Wales, and of the Hong Kong Institute of Certified Public Accountants

**Peizhi
Su**
Sales Deputy GM

- › Over 10 years of experience in the China ceramic tile industry
- › Established a national sales network of distributors and property developers
- › Also a Director of the Company

**Weifeng
Su**
*General Legal Counsel &
Secretary*

- › Lawyer at Fujian Minrong Law Firm from 2005 to 2007
- › Graduated from the School of Law of Xiamen University
- › Also a Director of the Company



Board of Directors

**Jiadong
Huang**
Chairman

- › Founder of Jinjiang Hengda Ceramics Co., Ltd. In 1993
- › 20 years of experience in the China ceramic tile industry
- › Vice Chairman of Fujian Province Ceramic Industry Association and Executive Director of Jinjiang City Chamber of Import and Export Trade

Cheng Davis
Independent Member

- › Special Advisor to University of Columbia
- › Special Advisor and Vice Dean of University of Pennsylvania where she pioneered management programs for Chinese executives
- › Advisor to blue-chip companies including CIGNA, Lucent, China Telecom, China Industrial Bank, Morgan Stanley and Motorola.

**Shen
Chengliang**
Independent Member

- › Over 30 years of experience and expertise in China's ceramics industry
- › Extensive career as Senior Production Engineer at Fujian Yiyan Ceramics Ltd.
- › Graduated from Jindezhen Ceramics School



Board of Directors (continued)

Liu Jianwei
Independent Member

- › Currently a portfolio manager with China-based Bosera Asset Management.
- › Previously worked at Shanghai AllBright law Offices and ICBC at their main HQ's
- › Worked with CCCL's predecessor company and helped to structure its acquisition of its operating business in 2009.

**Su
Weifeng**

- › Lawyer at Fujian Minrong Law Firm from 2005 to 2007
- › Graduated from the School of Law of Xiamen University
- › Son of Peizhi Su, also a Director of the Company





Investment Thesis

- **China Ceramics is a strong competitor in a highly fragmented space**
- **Plant expansion will enable more competitive market positioning**
- **Sustainable advantages due to capacity expansion, R&D, exclusive distributor relationships and world-class brands**
- **The construction materials industry expected to benefit from China's urbanization and construction trends**
- **Government policies are intent upon promoting urbanization to grow domestic GDP which should spur real estate development long-term**
- **Geographical location is optimal for supplier network**
- **2018 plan is to strategically market given challenging market conditions and focus on sound regional fundamentals to generate reasonable sales volume and positive cash flow**



Corporate History

Founded in 1993 as a manufacturer of outdoor ceramic tiles in Jinjiang, Fujian Province



Received the certification of ISO9002, ISO9001 and ISO14001 in 1999; Gradually built up brand reputation



Introduced state-of-the-art equipment from abroad; developed plans to expand Hengda's capacity

Named a Top Growing Enterprise by China Building Materials Association



Acquired Hengdali facility in Jan.'10;

Total annual manufacturing capacity of both Hengda & Hengdali currently 72 million square meters



Listed on NASDAQ (CCCL) in November 2010



Owens 4 patents with right to use 11 more. Continuously focusing on R&D for environmental-friendly products



Completed merger with SPAC (CHAC) in November 2009



Contact Information

China Ceramics Co. Ltd.

Edmund Hen, CFO

Email: info@cceramics.com

Precept Investor Relations

David Rudnick

Tel: (1) 646 694-8538

Email: david.rudnick@preceptir.com

SEC Attorney

Schiff Harden

Tel: (1) 202 778-6400

Auditors

Centurion ZD Limited

Tel: (852) 2851-7954

This Presentation of China Ceramics Co., Ltd. was developed by the Company and Precept Investor Relations LLC and is intended solely for informational purposes and is not to be construed as an offer to sell or the solicitation of an offer to buy the Company's stock. This presentation is based upon information available to the public, as well as other information from sources which management believes to be reliable, but is not represented by China Ceramics Co., Ltd. or Precept Investor Relations LLC as being fully accurate nor does it purport to be complete. Opinions expressed herein are those of management as of the date of publication and are subject to change without notice.